

**AIRPORT CODE:**  
**AIRPORT, STATE:**  
**PROJECT TITLE:**  
**PROJECT NUMBER:**


**CREATION DATE:**  
**REVISION DATE:**  
**SSI ORDER NUMBER:**

**SIGN NUMBER:**

**PART #:**

**ITEM:**  
**SIZE:**  
**LENGTH:**  
**FACE:**

**STYLE:**  
**CLASS:**  
**MODE:**



## SPECIAL INSTRUCTIONS:

## LEGEND KEY

**R** = White w/Black Outline on Red

**Y** = Black on Yellow

**L** = Yellow on Black

## NOTES

Sign and Legend are not to scale. Submittal is for approval of sign information and legend only.

If face panel arrow angle orientations are not specified, we default to 45 degree increments from vertical zero.

Signs include: Frangible couplings, floor flanges, & one tether per leg.



AIRPORT CODE:  
AIRPORT, STATE:  
PROJECT TITLE:  
PROJECT NUMBER:

CREATION DATE:  
REVISION DATE:  
SSI ORDER NUMBER:

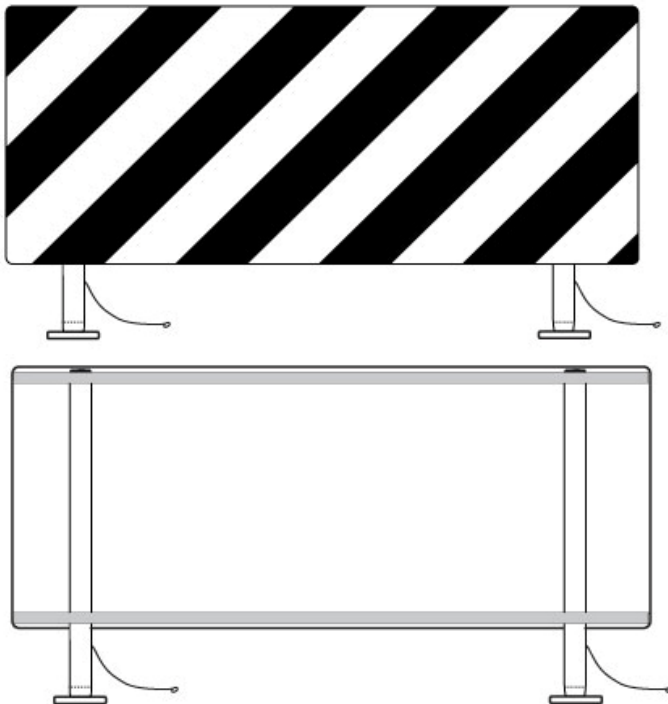
SIGN NUMBER:

PART #:

ITEM:  
SIZE:  
LENGTH:  
FACE:

STYLE:  
CLASS:  
MODE:

Y



SPECIAL INSTRUCTIONS:

#### LEGEND KEY

R = White w/Black Outline on Red      Y = Black on Yellow      L = Yellow on Black

#### NOTES

Sign and Legend are not to scale. Submittal is for approval of sign information and legend only.  
Signs include: Frangible couplings, floor flanges, & one tether per leg.



AIRPORT CODE:  
AIRPORT, STATE:  
PROJECT TITLE:  
PROJECT NUMBER:


CREATION DATE:  
REVISION DATE:  
SSI ORDER NUMBER:

SIGN NUMBER:

PART #:

ITEM:  
SIZE:  
LENGTH:  
FACE:

STYLE:  
CLASS:  
MODE:



**SPECIAL INSTRUCTIONS:**

**LEGEND KEY**

R = White w/Black Outline on Red      Y = Black on Yellow      L = Yellow on Black

**NOTES**

Sign and Legend are not to scale. Submittal is for approval of sign information and legend only.  
If face panel arrow angle orientations are not specified, we default to 45 degree increments from vertical zero.  
Signs include: Frangible couplings, floor flanges, & one tether per leg.

AIRPORT CODE:

CREATION DATE:

AIRPORT, STATE:

REVISION DATE:

PROJECT TITLE:

PROJECT NUMBER:

SSI ORDER NUMBER:

SIGN NUMBER:

PART #:

ITEM:

SIZE:

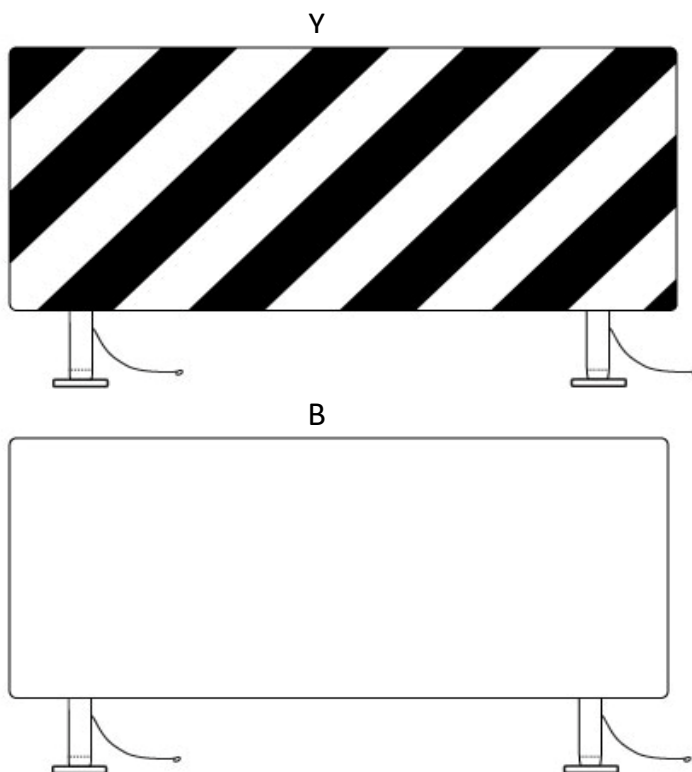
LENGTH:

FACE:

STYLE:

CLASS:

MODE:



SPECIAL INSTRUCTIONS:

## LEGEND KEY

R = White w/Black Outline on Red

Y = Black on Yellow

L = Yellow on Black

## NOTES

Sign and Legend are not to scale. Submittal is for approval of sign information and legend only.

If face panel arrow angle orientations are not specified, we default to 45 degree increments from vertical zero.

Signs include: Frangible couplings, floor flanges, & one tether per leg.

**AIRPORT CODE:**  
**AIRPORT, STATE:**  
**PROJECT TITLE:**  
**PROJECT NUMBER:**

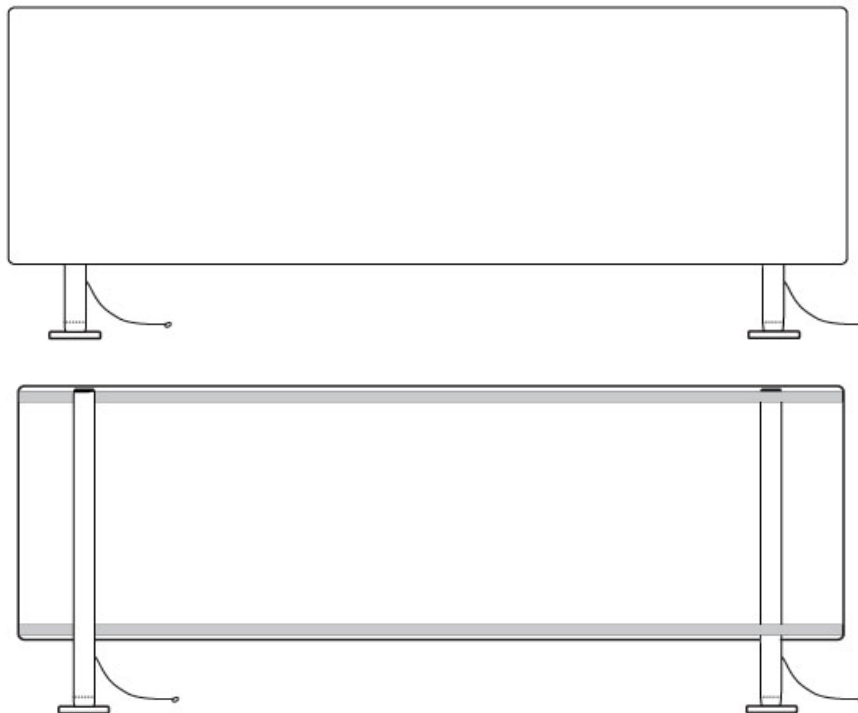
**CREATION DATE:**  
**REVISION DATE:**  
**SSI ORDER NUMBER:**

**SIGN NUMBER:**

**PART #:**

**ITEM:**  
**SIZE:**  
**LENGTH:**  
**FACE:**

**STYLE:**  
**CLASS:**  
**MODE:**



**SPECIAL INSTRUCTIONS:**

## LEGEND KEY

<b>R</b> = White w/Black Outline on Red	<b>Y</b> = Black on Yellow	<b>L</b> = Yellow on Black
<b>D</b> = White on Black	<b>B</b> = Blank (Black)	

## NOTES

Sign and Legend are not to scale. Submittal is for approval of sign information and legend only.

If face panel arrow angle orientations are not specified, we default to 45 degree increments from vertical zero.

Signs include: Frangible couplings, floor flanges, & one tether per leg.

AIRPORT CODE:  
AIRPORT, STATE:  
PROJECT TITLE:  
PROJECT NUMBER:

CREATION DATE:  
REVISION DATE:  
SSI ORDER NUMBER:

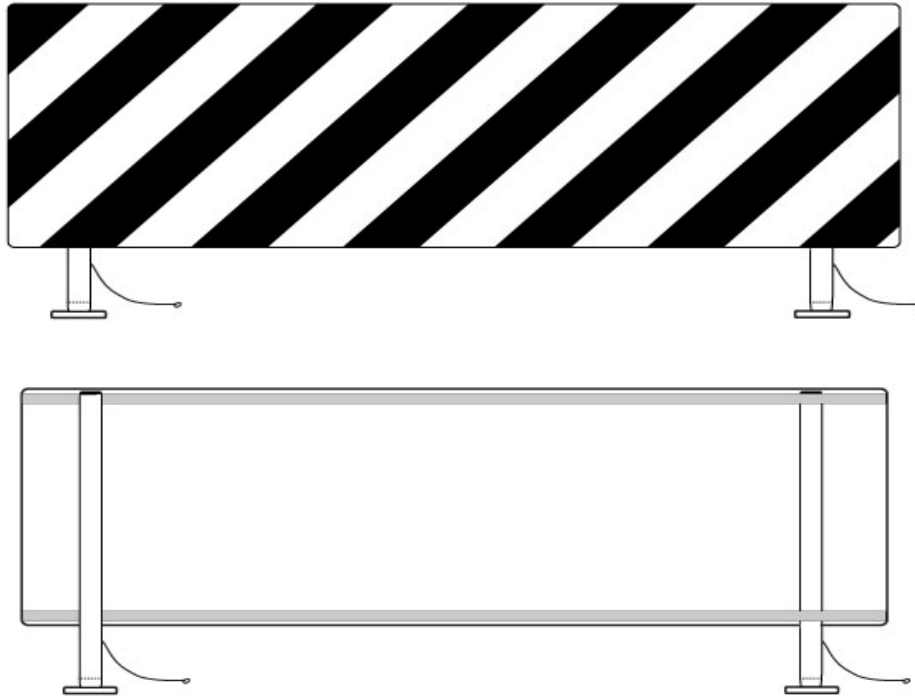
SIGN NUMBER:

PART #:

ITEM:  
SIZE:  
LENGTH:  
FACE:

STYLE:  
CLASS:  
MODE:

Y



**SPECIAL INSTRUCTIONS:**

## LEGEND KEY

R = White w/Black Outline on Red  
D = White on Black

Y = Black on Yellow  
B = Blank (Black)

L = Yellow on Black

## NOTES

Sign and Legend are not to scale. Submittal is for approval of sign information and legend only.

If face panel arrow angle orientations are not specified, we default to 45 degree increments from vertical zero.

Signs include: Frangible couplings, floor flanges, & one tether per leg.



AIRPORT CODE:

CREATION DATE:

AIRPORT, STATE:

REVISION DATE:

PROJECT TITLE:

PROJECT NUMBER:

SSI ORDER NUMBER:

SIGN NUMBER:

PART #:

ITEM:

SIZE:



LENGTH:

FACE:

STYLE:

CLASS:

MODE:



SPECIAL INSTRUCTIONS:

### LEGEND KEY

R = White w/Black Outline on Red

Y = Black on Yellow

L = Yellow on Black

D = White on Black

B = Blank (Black)

### NOTES

Sign and Legend are not to scale. Submittal is for approval of sign information and legend only.

If face panel arrow angle orientations are not specified, we default to 45 degree increments from vertical zero.

Signs include: Frangible couplings, floor flanges, & one tether per leg.

AIRPORT CODE:  
AIRPORT, STATE:  
PROJECT TITLE:  
PROJECT NUMBER:

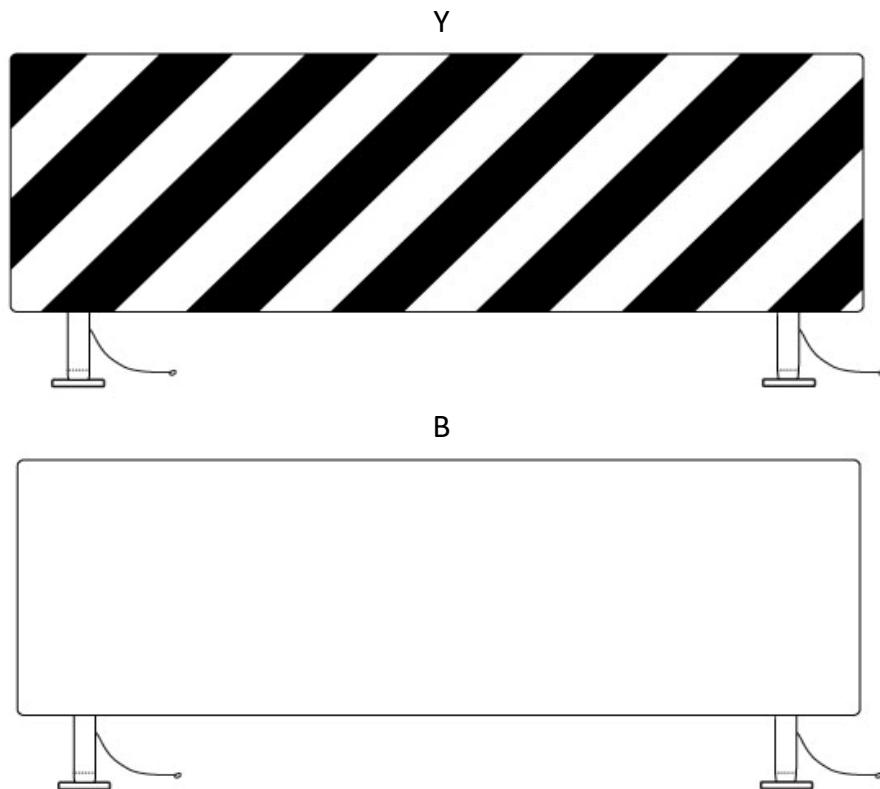
CREATION DATE:  
REVISION DATE:  
SSI ORDER NUMBER:

SIGN NUMBER:

PART #:

ITEM:  
SIZE:  
LENGTH:  
FACE:

STYLE:  
CLASS:  
MODE:



**SPECIAL INSTRUCTIONS:**

**LEGEND KEY**

<b>R</b> = White w/Black Outline on Red	<b>Y</b> = Black on Yellow	<b>L</b> = Yellow on Black
<b>D</b> = White on Black	<b>B</b> = Blank (Black)	

**NOTES**

Sign and Legend are not to scale. Submittal is for approval of sign information and legend only.  
If face panel arrow angle orientations are not specified, we default to 45 degree increments from vertical zero.  
Signs include: Frangible couplings, floor flanges, & one tether per leg.